

SITUATION UPDATE

In the month of February, the security situation in Cabo Delgado province remained volatile. The Armed Conflict Location & Event Data Project (ACLED) recorded 34 violent events in Cabo Delgado province in February, resulting in 77 reported fatalities. Nangade district, where insurgents repeatedly carried out attacks on civilians and clashed with Nangade local militias, reported the highest number of fatalities. Other events took place in Macomia, Ibo, Palma, Melaleuca, Mueda, Ancuabe, and Pemba districts in Cabo Delgado.

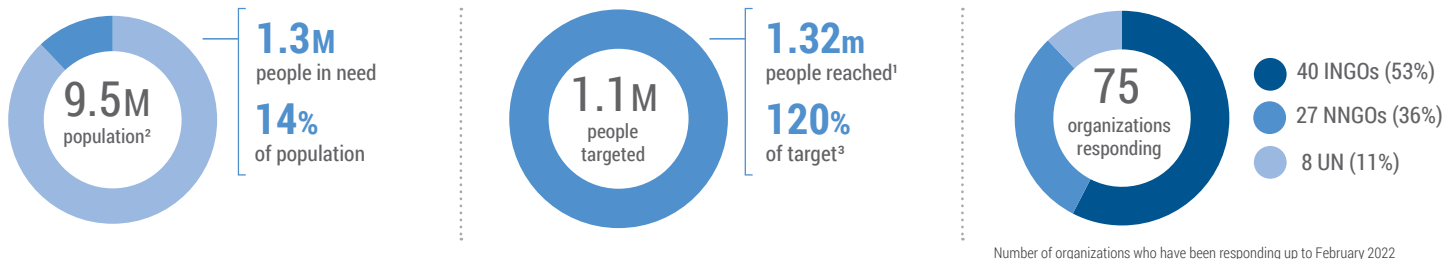
Data collection from IOM-DTM teams estimated the presence of 784,319 IDPs across displacement sites and host communities in 208 localities. DTM observed an overall net increase of 49,100 displaced individuals compared to the previous round of baseline assessment (November 2021). In terms of demographics, children remain the main age and sex group, representing 49 per cent of the overall IDP population, while women represent 28 per cent and men 23 per cent. On average, the top five priority needs reported for IDPs living in host communities and displacement site settings include food, shelter, financial support, access to documents and livelihoods.

There were no significant changes in the level of access and presence of humanitarian organisations in areas affected by the conflict. In total, 75 humanitarian organizations, including 27 national NGOs, responded to the crisis in the month of February.

As a result, some 1.3 million people were assisted in northern Mozambique in meeting their most urgent needs, including food, NFIs, shelter, and WASH. Between January 2021 and February 2022, a total of 957,300 people received food assistance and more than 536,000 people were reached with health services. Achievements continued to be reported against the 2021 Humanitarian Response Plan (HRP) targets as the 2022 HRP is being finalized.

By the end of February 2022, 76 per cent of the US\$254 million requested against the 2021 Humanitarian Response Plan (HRP) for Mozambique had been received by humanitarian organizations, leaving a \$60 million funding gap.

KEY FIGURES



2021 HRP FUNDING (28 February 2022)

\$254M required⁴ | \$193M funded | \$60.8M unmet | 76% funded

Cluster	numbers in US\$ millions	Required	Funded	Unmet ⁵
CCCM	6%	\$7.4m	\$424.1k	\$6.9m
Education	100%	\$5.2m	\$6.8m	\$0m
FSL	49%	\$136m	\$65.9m	\$70.1m
Health	100%	\$10.5m	\$12.9m	\$0m
Nutrition	41%	\$15m	\$6.9m	\$8.1m
Protection	100%	\$20.6m	\$21.2m	\$0m
ES/NFI	18%	\$28m	\$5.1m	\$22.9m
WASH	49%	\$24m	\$11.8m	\$12.2m
Refugee Response	41%	\$1.5m	\$616.3k	\$883.7k
Coordination & Common Services	91%	\$3.1m	\$2.9k	\$242.1m
Logistics	100%	\$3.0m	\$4.9k	\$0m

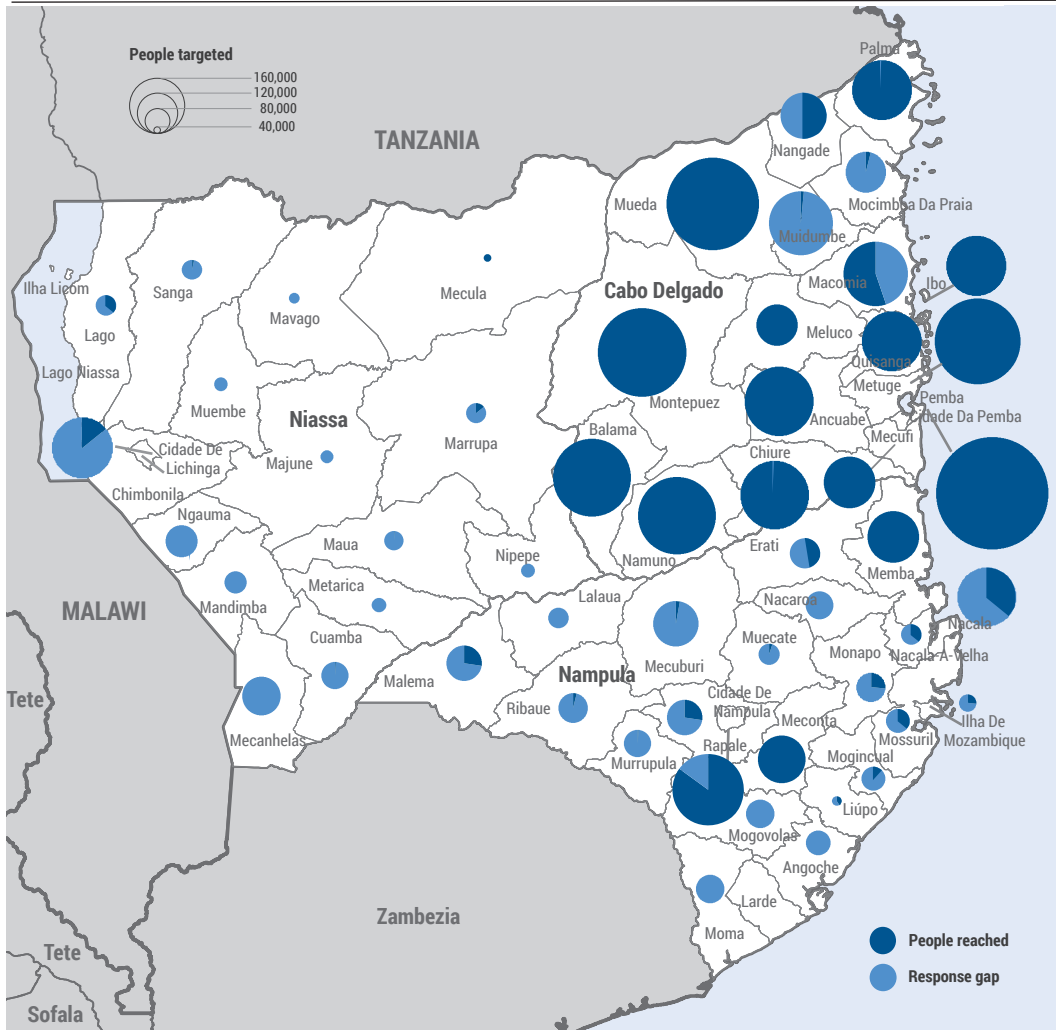
* Not specified funding: \$54.8m

PEOPLE REACHED

1.1M targeted | 1.32m reached | 634.7k male | 682.5k female

Cluster	Reach	M	F	Target	
CCCM	34%	118.6k	56.9k	61.7k	351k
Education	59%	272.8k	128.5k	144.3k	246k
FSL	100%	957.3k	459.5k	497.8k	750k
Health	95%	536.8k	253.7k	283.1k	564k
Nutrition	41%	62.2k	26.4k	35.7k	152k
Protection	50%	255.9k	134.6k	121.3k	517k
ES/NFI	89%	504.0k	238.2k	262.8k	564k
WASH	78%	427.4k	203.1k	224.3k	542k
Refugee Response	0%	0k	0k	0k	14k

PEOPLE TARGETED AND REACHED BY DISTRICT BETWEEN JANUARY 2021 AND FEBRUARY 2022



FOOD SECURITY & LIVELIHOODS

957.3K

People reached by food and livelihood assistance.

NUTRITION

62.2k

Children under age 5 and pregnant and lactating women treated for acute malnutrition.

EMERGENCY SHELTER & NFIS

504k (100.8k households)

Internally displaced people and host communities affected provided with life-saving shelter and critical household items.

WATER, SANITATION & HYGIENE

473.3k

People with access to sufficient quantity of clean water and 146.9k people with access to appropriate sanitation facilities.

CAMP COORDINATION & CAMP MANAGEMENT

118.6K (23.7k households)

Internally displaced people in sites have received services.

EDUCATION

262.6K

Students received basic learning materials, personal hygiene kits and school feeding in transitional learning spaces (TLS).

HEALTH

536.8k

Women receiving modern contraceptives and 5.8k were assisted during labor by skilled health workers.

PROTECTION

128.4K

People referred successfully to essential services.

PROTECTION - GENDER-BASED VIOLENCE (GBV)

187.3K

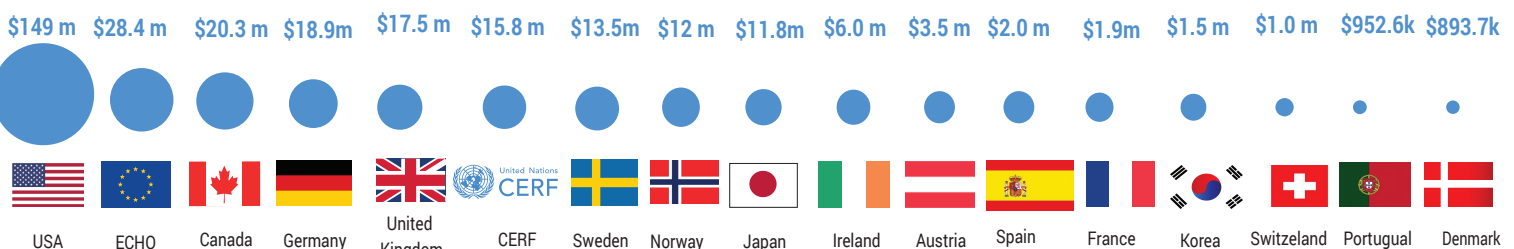
People reached with GBV prevention (including structural behavioural change programmes) and empowerment activities.

CHILD PROTECTION

51.4K

Children participating in psychosocial support and child protection programmes.

TOP 17 DONORS numbers in US\$ millions



6. In accordance with the HRP, this figure represents the number of children and pregnant and lactating treated for MAM or SAM. In addition, the Nutrition Cluster has screened at least 368,956 children and 7,552 pregnant and lactating women. 7. UN agencies funding is \$16.1m (UNICEF is \$8.3m, UNOCHA is 2.7m, UNHCR is \$769.3k, FAO is \$540K, UN-HABITAT \$2.6m, UNFPA is 757.7K, WHO is 400K); private funding from individuals and organizations is \$3.7m, Education Cannot Wait Fund is \$658.3k and Multi-donor not specified \$1.2m, GAVI alliance is 1.6m, United Arab Emirates is 1.4m, China is 869.2K, Netherlands is 610.3K, Dutch relief alliance is 527.2K, Saudi Arabia is 250K, Brazil is 122k, Kuwait is 106.1K and Italy is 52K.