

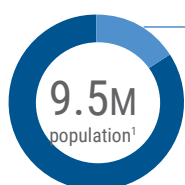
### SITUATION UPDATE

At least 1.5 million people in northern Mozambique need life-saving and life-sustaining humanitarian assistance and protection in 2022 as a result of the continued impact of armed conflict, violence and insecurity in Cabo Delgado Province.

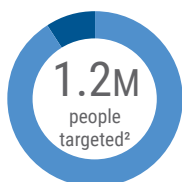
The armed conflict has heightened food insecurity and malnutrition, with families forced to abandon their homes and fields; erratic rainfall in some parts of the region has compounded crop losses. Humanitarian needs are concentrated in the districts hardest hit by the conflict – Macomia, Mocimboa da Praia, Palma and Quissanga – as well as those that host the highest number of displaced people, namely Metuge, Montepuez, Mueda, Nangade and Pemba.

In 2022, the humanitarian response in northern Mozambique targets 1.2 million people in Cabo Delgado, Nampula and Niassa. The 2022 Humanitarian Response Plan (HRP) seeks US\$388.5M to deliver life-saving, and life-sustaining assistance and protection to 1.2 million people in the northern provinces of Cabo Delgado, Nampula and Niassa provinces. At the end of May, the HRP is 17 per cent funded having received \$68 million. Funding imbalances among clusters persist with three clusters reporting zero per cent funding (Camp Coordination and Camp Management, Nutrition and the Refugee Response). At mid-year only the Logistics Cluster had received more than fifty per cent of its requirements.

### KEY FIGURES



1.5M people in need  
16% of population



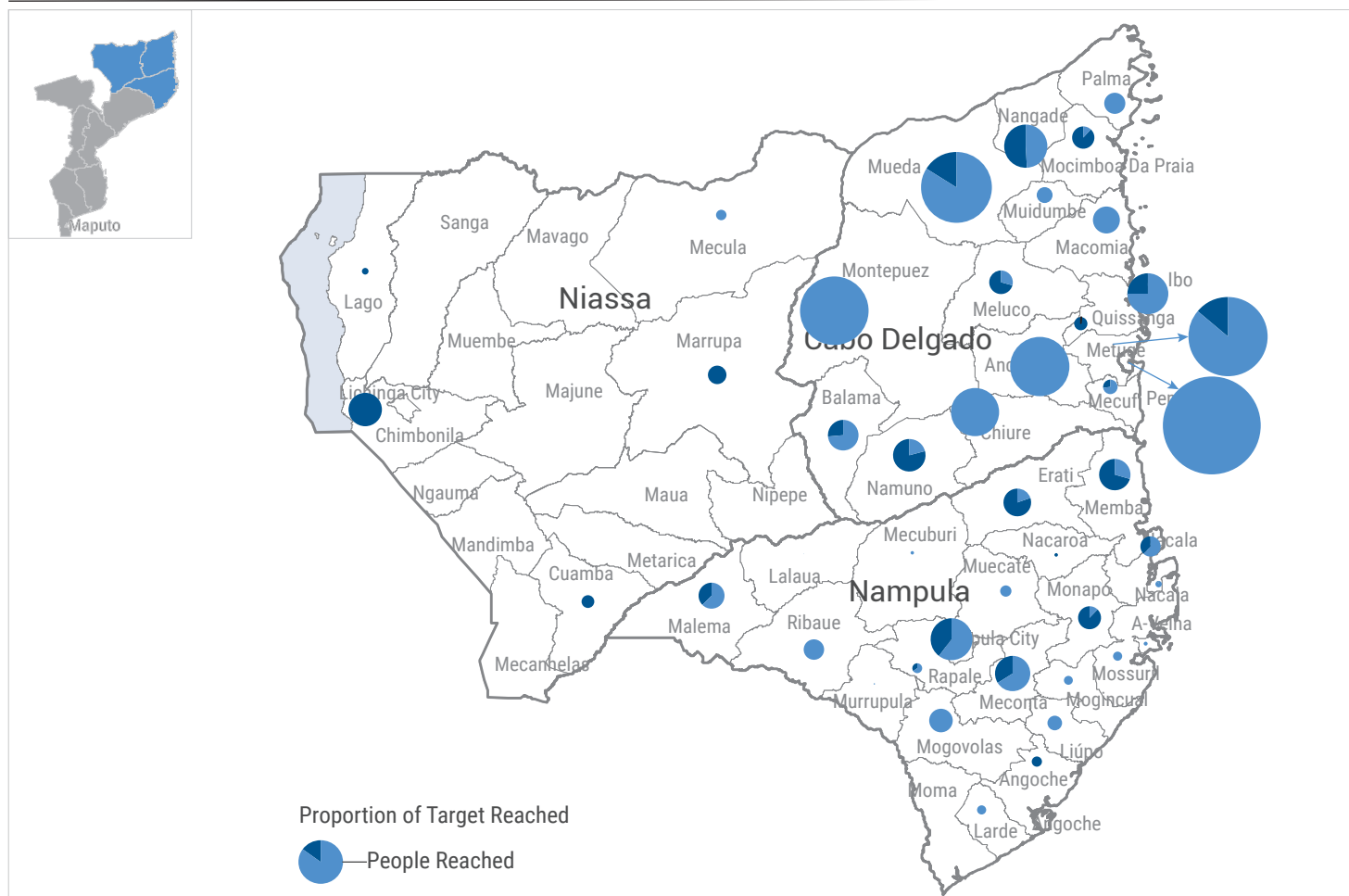
1.09m people reached<sup>3</sup>  
91% of target



- 21 INGOs (44%)
- 18 NNGOs (37%)
- 9 UN (19%)

Number of organizations who have been responding up to May 2022

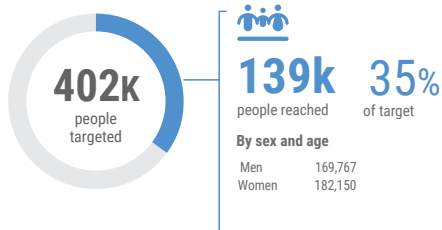
### PEOPLE TARGETED AND REACHED BY DISTRICT BETWEEN JANUARY AND MAY 2022<sup>4</sup>



### RESPONSE OVERVIEW<sup>5</sup>

#### CCCM

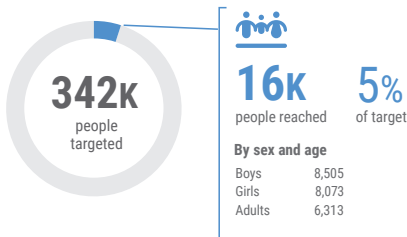
**622k** people in need



- 138,512 People with access to CCCM services
- 87,087 People with access to site coordination structures
- 64,207 People with access to complaints and feedback mechanisms (including information desks)

#### EDUCATION

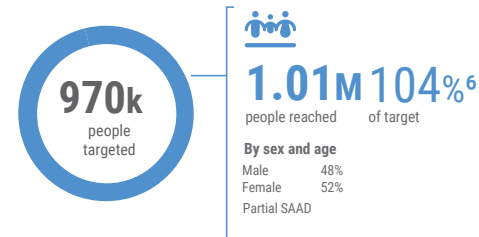
**386k** people in need



- 16,578 Children reached through accelerated learning
- 286 Training of teachers

#### FOOD SECURITY & LIVELIHOODS

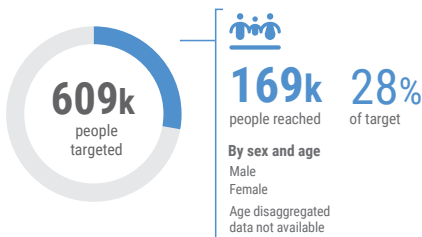
**1.1M** people in need



- 948,045 People reached with food distribution
- 141,207 People reached with livelihood assistance

#### HEALTH

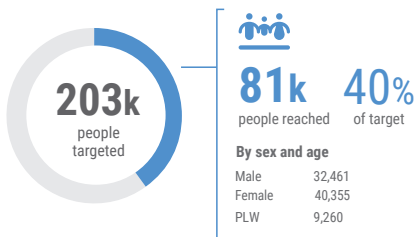
**1.3M** people in need



- 32,326 Women of Child Bearing Age (WCBA) received modern contraceptives
- 25,453 Deliveries assisted by skilled health workers
- 3,222 PLHIV >15 yrs not on ART
- 761 Survivors of SGBV received clinical care for rape
- 1,406 Children 6months to 15yrs received measles vaccination
- 248 People trained and deployed in Rapid Response Team (RRT)

#### NUTRITION

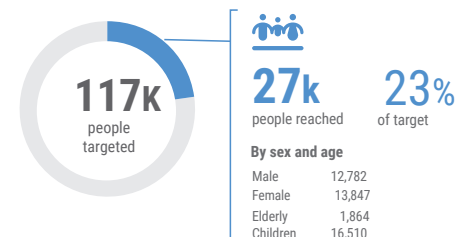
**327k** people in need



- 65,247 Children under 5 children admitted for treatment (SAM and MAM) in the management of acute malnutrition programme (PRN)
- 5,850 Children under 5 screening for acute malnutrition
- 6,567 Pregnant and Lactating Women (PLW) admitted for treatment (SAM and MAM) in the management of acute malnutrition programme (PRN)
- 656 Pregnant and lactating women screening of acute malnutrition

#### SHELTER /NFIs

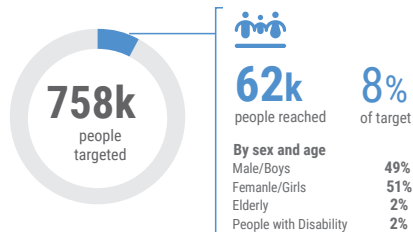
**982k** people in need



- 12,920 People assisted with basic emergency shelter and NFIs kit
- 9,180 People assisted with NFIs only

#### PROTECTION

**1.5M** people in need



- 1,685 IDPs accessed services of civil documentation
- 668 Girls and boys participating in sustained and structured psychosocial support and child protection programmes
- 386 Women and girls provided with psychosocial support at women and girls safe spaces
- 217 GBV survivors provided assistance and support (eg. Health care, MHPSS)

##### GENERAL PROTECTION

**38,691** People reached with protection services

##### CHILD PROTECTION

**24,480** Children reached

##### GENDER-BASED VIOLENCE

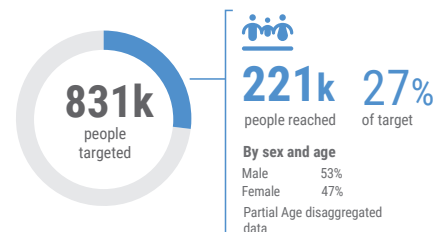
**12,813** People reached

##### PSEA

**891** People reached PSEA services

#### WASH

**992K** people in need



- 180,105 People with access to safe drinking water
- 176,135 People with access to sanitation facilities
- 207,208 People reached with sanitation and hygiene messages

| 5. Response overview figures for both HRP & Gombe ERP analysed through cluster 5Ws submissions with core cluster specific monitoring indicators highlighted. | 6. Food security targets 970k people every month to receive food assistance.

### 2022 HRP FUNDING (as of 31 May)<sup>7</sup>

**\$388.5M**

HRP requirements

**\$67.6M**

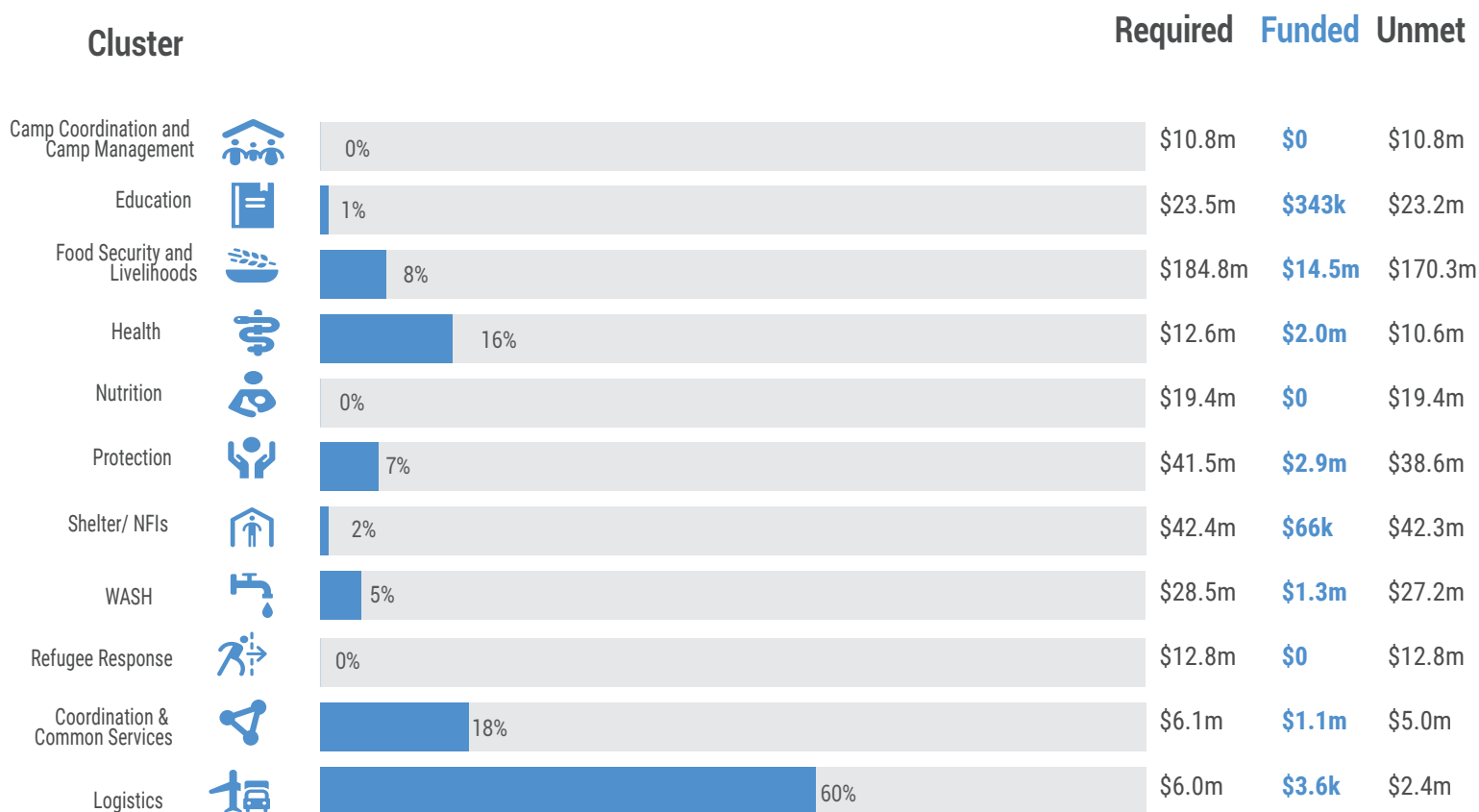
Total Funds Mobilized

**17%**

Total funded

**\$320.9M**

Unmet Funding



\* Not specified funding: \$42.2m

### TOP 12 DONORS

\$47.2 m   \$5.0 m   \$3.8 m   \$2.6 m   \$2.1 m   \$2.0 m   \$1.6 m   \$1.1 m   \$1.1k   \$917k   \$159k   \$66k



USA



Canada



Germany



Private individuals



Sweden



United Kingdom



Korea



Norway



EU



Japan



Portugal



Switzerland

7. As recorded on OCHA Financial Tracking Service (<https://fts.unocha.org/countries/152/summary/2022>).