

SITUATION UPDATE

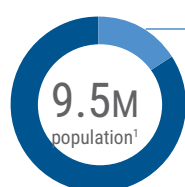
At least 1.5 million people in northern Mozambique need life-saving and life-sustaining humanitarian assistance and protection in 2022 as a result of the continued impact of armed conflict, violence and insecurity in Cabo Delgado Province. The armed conflict has heightened food insecurity and malnutrition, with families forced to abandon their homes and fields; erratic rainfall in some parts of the region has compounded crop losses.

Humanitarian needs are concentrated in the districts hardest hit by the conflict – Macomia, Mocimboa da Praia, Palma and Quissanga – as well as those that host the highest number of displaced people, namely Metuge, Montepuez, Mueda, Nangade and Pemba. In 2022, the humanitarian response in northern Mozambique targets

1.2 million people in Cabo Delgado, Nampula and Niassa. The 2022 Humanitarian Response Plan (HRP) seeks US\$388.5M to deliver life-saving, and life-sustaining assistance and protection to 1.2 million people in the northern provinces of Cabo Delgado, Nampula and Niassa provinces.

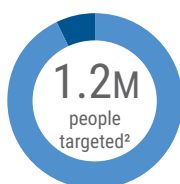
At the end of June, the HRP is 19 per cent funded having received \$73 million. Funding imbalances among clusters persist with three clusters reporting zero per cent funding (Camp Coordination and Camp Management, Refugee Response, Shelter & Non-food items). At mid-year only the Logistics Cluster had received more than fifty per cent of its requirements.

KEY FIGURES



1.5M
people in need

16%
of population



1.12m
people reached³

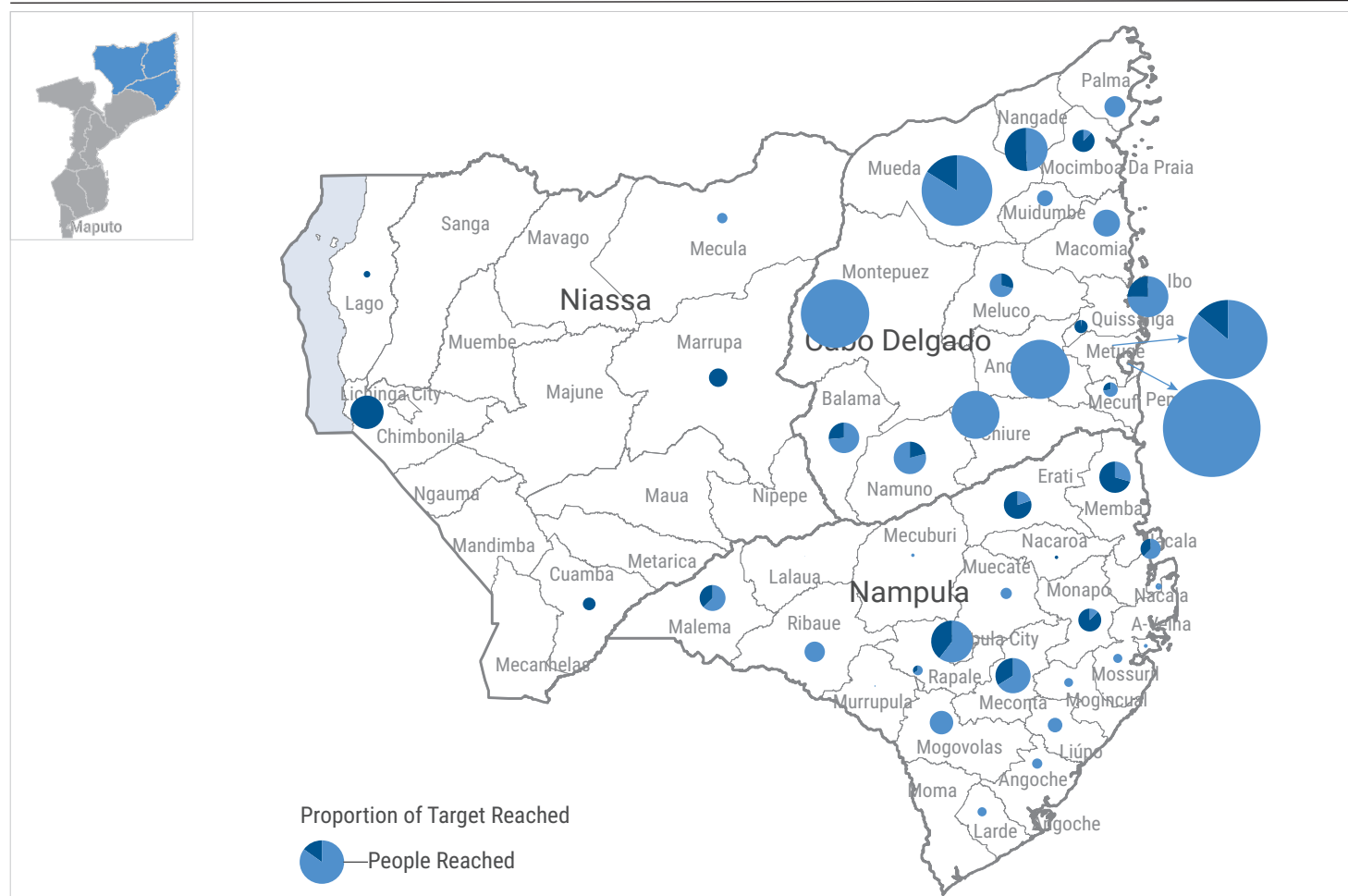
93%
of target



- 21 INGOs (44%)
- 18 NNGOs (37%)
- 9 UN (19%)

Number of organizations who have been responding up to June 2022

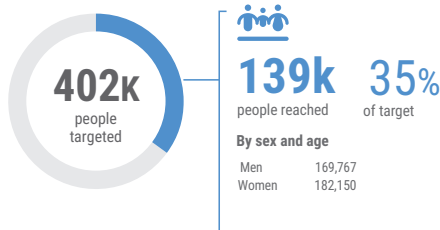
PEOPLE TARGETED AND REACHED BY DISTRICT BETWEEN JANUARY AND JUNE 2022



RESPONSE OVERVIEW5

CCCM

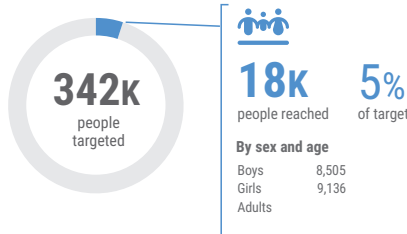
622k people in need



138,512 People with access to CCCM services
87,087 People with access to site coordination structures
64,207 People with access to complaints and feedback mechanisms (including information desks)

EDUCATION

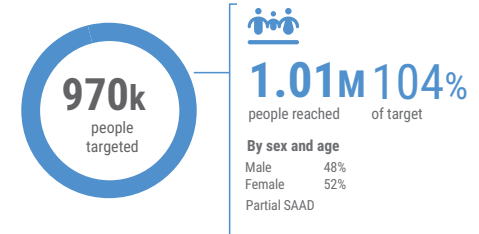
386k people in need



17,641 Children reached through accelerated learning
286 Training of teachers

FOOD SECURITY & LIVELIHOODS

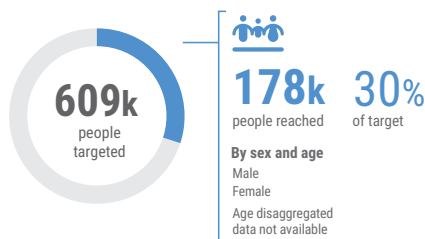
1.1M people in need



948,045 People reached with food distribution
141,207 People reached with livelihood assistance

HEALTH

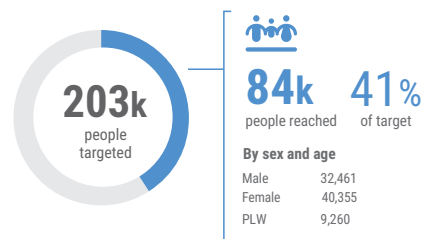
1.3M people in need



45,391 Women of Child Bearing Age (WCBA) receiving modern contraceptives
26,566 Deliveries assisted by skilled health workers
3,222 PLHIV >15 yrs not on anti retroviral therapy
761 Survivors of SGBV received clinical care for rape
1,406 Children 6months to 15yrs received measles vaccination
248 People trained and deployed in Rapid Response Team (RRT)

NUTRITION

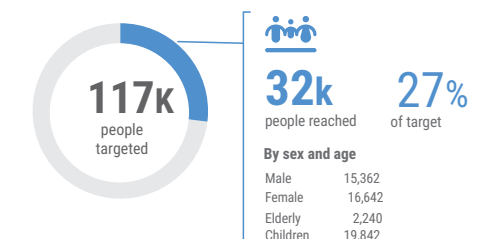
327k people in need



75,755 Children under 5 children admitted for treatment (SAM and MAM) in the management of acute malnutrition programme
6,531 Children under 5 screening for acute malnutrition
6,567 Pregnant and Lactating Women (PLW) admitted for treatment (SAM and MAM) in the management of acute malnutrition programme
889 Pregnant and lactating women screening of acute malnutrition

SHELTER /NFIs

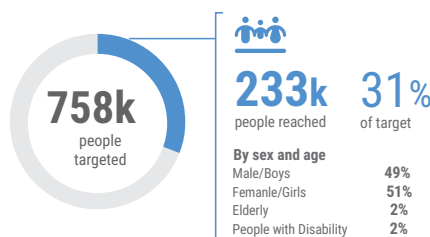
982k people in need



20,430 People assisted with basic emergency shelter and NFIs kit
9,180 People assisted with NFIs only

PROTECTION

1.5M people in need



1,685 IDPs accessed services of civil documentation
668 Girls and boys participating in sustained and structured psychosocial support and child protection programmes
386 Women and girls provided with psychosocial support at women and girls safe spaces
217 GBV survivors provided assistance and support (eg. Health care, MHPSS)

GENERAL PROTECTION

118k People reached with protection services

CHILD PROTECTION

155k Children reached

GENDER-BASED VIOLENCE

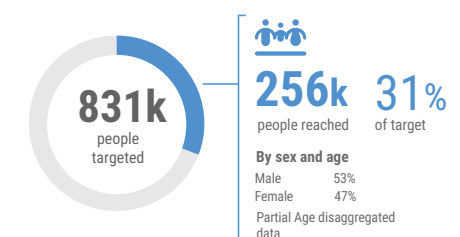
78k People reached

PSEA

9k People reached PSEA services

WASH

992K people in need



180,105 People with access to safe drinking water
176,135 People with access to sanitation facilities
175,190 People reached with critical WASH supplies
207,208 People reached with sanitation and hygiene messages

MOZAMBIQUE

2022 Humanitarian Response Dashboard

June 2022

2022 HRP FUNDING (as of 30 June)⁷

\$388.5M

HRP requirements

\$73.0M

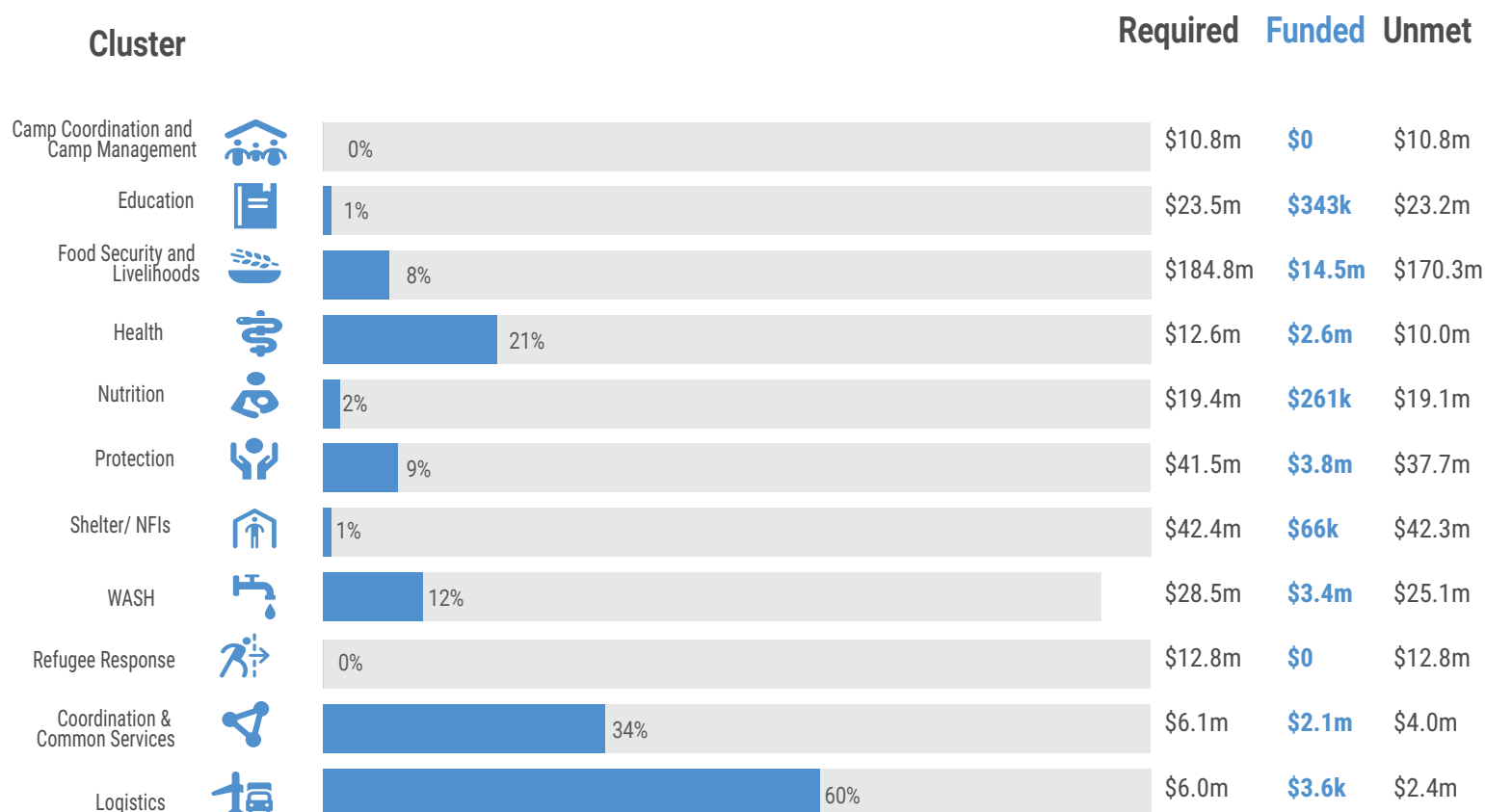
Total Funds Mobilized

19%

Total funded

\$315.5M

Unmet Funding



* Not specified funding: \$42.3m

TOP 12 DONORS

\$51.9 m \$5.0 m \$4.2 m \$2.6 m \$2.1 m \$2.0 m \$1.6 m \$1.1 m \$1.1k \$917k \$302k \$159k



USA



Canada



Germany



Private individuals



Sweden



United Kingdom



Korea



Norway



EU



Japan



Switzerland



Portugal