

SITUATION UPDATE

At least 1.5 million people in northern Mozambique need life-saving and life-sustaining humanitarian assistance and protection in 2022 as a result of the continued impact of armed conflict, violence and insecurity in Cabo Delgado Province. The armed conflict has heightened food insecurity and malnutrition, with families forced to abandon their homes and fields; erratic rainfall in some parts of the region has compounded crop losses.

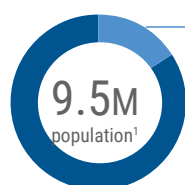
Humanitarian needs are concentrated in the districts hardest hit by the conflict – Macomia, Mocimboa da Praia, Palma and Quissanga – as well as those that host the highest number of displaced people, Chiure, Metuge, Montepuez, Mueda, Nangade and Pemba. In the districts of Muidumbe, Mocimboa da Praia, Palma and Quissanga some 5,912 returns were reported in the month of August. Returning IDPs will continue to require humanitarian

assistance until they can generate income.

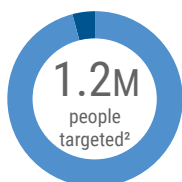
In 2022, the humanitarian response in northern Mozambique targets 1.2 million people in Cabo Delgado, Nampula and Niassa provinces. The 2022 Humanitarian Response Plan (HRP) seeks US\$388.5M to deliver life-saving, life-sustaining assistance and protection to 1.2 million people across the three provinces.

At the end of August, the HRP is 53 per cent funded having received \$205.1 million. Funding imbalances among clusters persist with Camp Coordination and Camp Management, Education, Protection and the Refugee response reporting less than five per cent funding while the Food Security and Livelihoods, Health and Logistics Clusters had received more than fifty per cent of their requirements. Achievements against set targets by the clusters range between 15 per cent (Education) to 114 per cent (Food Security and Livelihoods).

KEY FIGURES



1.5M people in need
16% of population



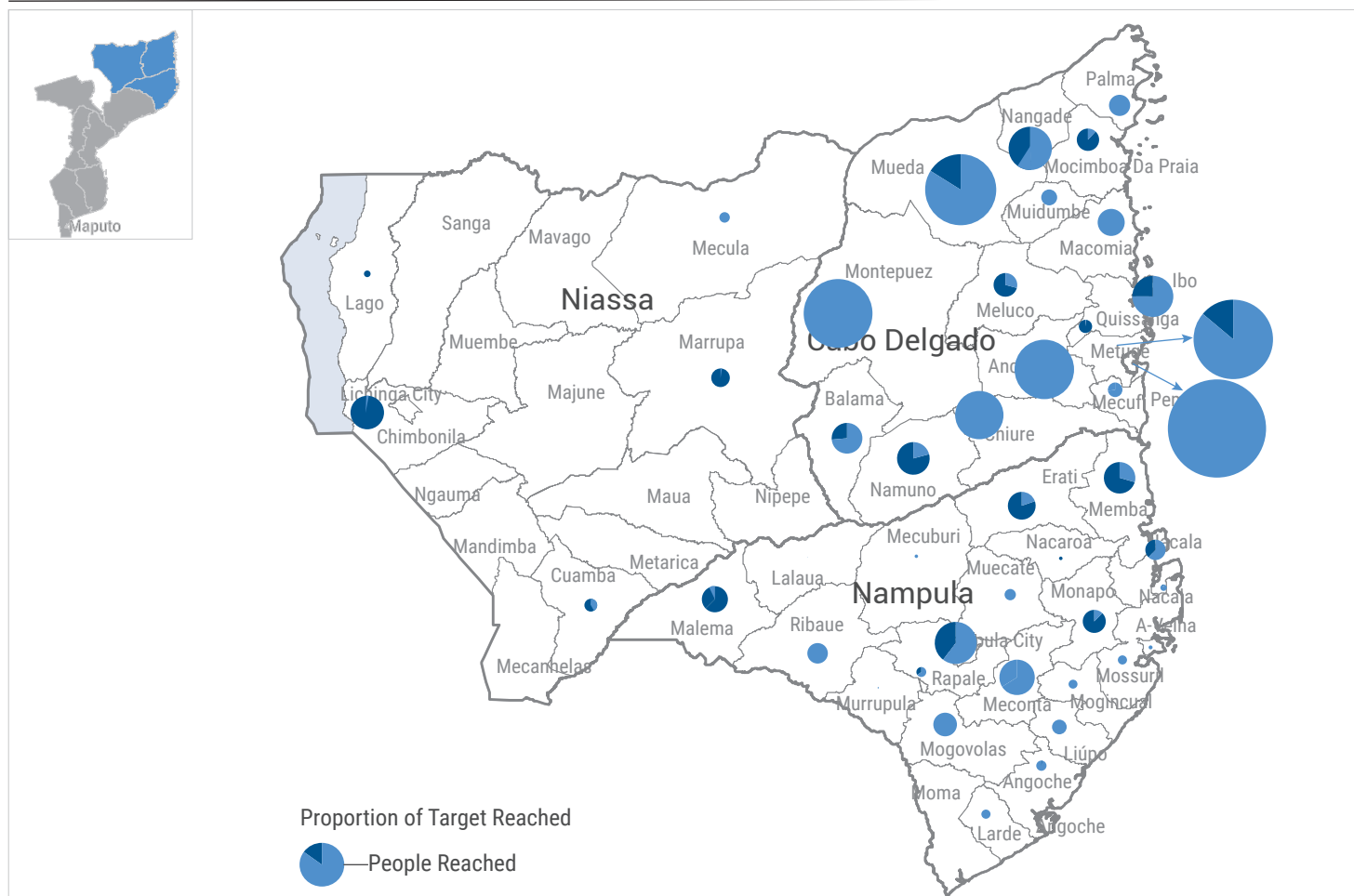
1.13m people reached³
96% of target



- 21 INGOs (44%)
- 18 NNGOs (37%)
- 9 UN (19%)

Number of organizations who have been responding up to August 2022

PEOPLE TARGETED AND REACHED BY DISTRICT BETWEEN JANUARY AND AUGUST 2022⁴

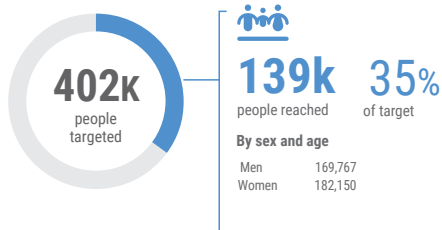


Proportion of Target Reached
 — People Reached

RESPONSE OVERVIEW⁵

CCCM

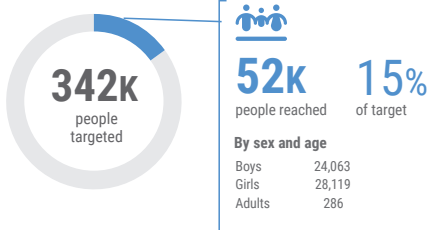
622k people in need



138,512 People with access to CCCM services
87,087 People with access to site coordination structures
64,207 People with access to complaints and feedback mechanisms (including information desks)

EDUCATION

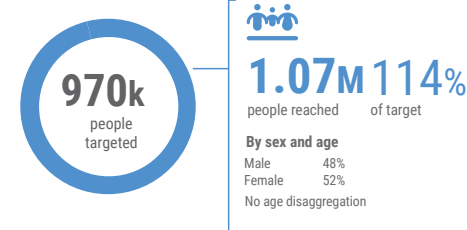
386k people in need



52,181 Children reached through accelerated learning
286 Teachers trained

FOOD SECURITY & LIVELIHOODS

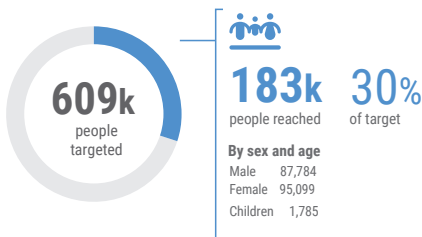
1.1M people in need



1,071,745 People reached with food
202,189 People reached with livelihood assistance

HEALTH

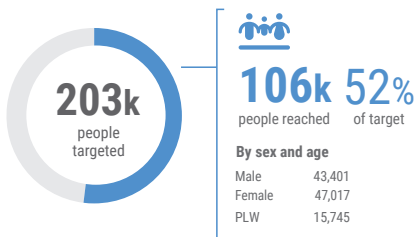
1.3M people in need



50,010 Women of Child Bearing Age (WCBA) receiving modern contraceptives
32,578 Deliveries assisted by skilled health workers
1,020 Survivors of SGBV received clinical care for rape
1,785 Children six months to 15yrs vaccinated against measles
248 People trained and deployed in Rapid Response Team (RRT)
173,072 Outpatient consultations
65,791 People received assorted emergency medical kits.

NUTRITION

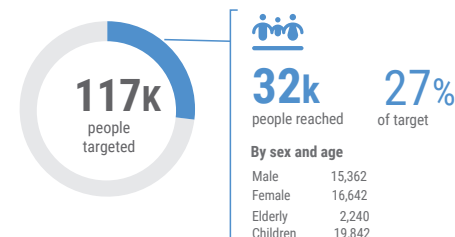
327k people in need



90,418 Children under 5 admitted for treatment (SAM and MAM) in the management of acute malnutrition programme
16,754 Children under 5 screening for acute malnutrition
13,144 Pregnant and Lactating Women (PLW) admitted for treatment (SAM and MAM) in the management of acute malnutrition programme
8,665 Pregnant and lactating women screening of acute malnutrition

SHELTER /NFIs

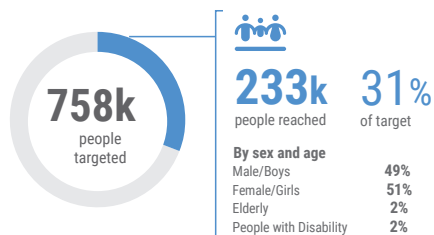
982k people in need



20,430 People assisted with basic emergency shelter and NFIs kit
9,180 People assisted with NFIs only

PROTECTION

1.5M people in need



1,685 IDPs accessed services of civil documentation
668 Girls and boys participating in sustained and structured psychosocial support and child protection programmes
386 Women and girls provided with psychosocial support at women and girls safe spaces
217 GBV survivors provided with assistance and support (eg. health care, MHPSS)

GENERAL PROTECTION

118k People reached with protection services

CHILD PROTECTION

155k Children reached

GENDER-BASED VIOLENCE

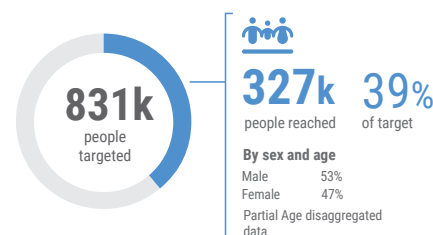
78k People reached

PSEA

9k People reached by PSEA services

WASH

992K people in need



217,080 People with access to safe drinking water
176,135 People with access to sanitation facilities
187,400 People reached with critical WASH supplies
254,865 People reached with sanitation and hygiene messages

| 5. Response overview figures for HRP analysed through cluster 5Ws submissions with core cluster specific monitoring indicators highlighted. | 6. Food security targets about 970k people every month to receive food assistance.

2022 HRP FUNDING (as of 26 September)⁷

\$388.5M

HRP requirements

\$205.1M

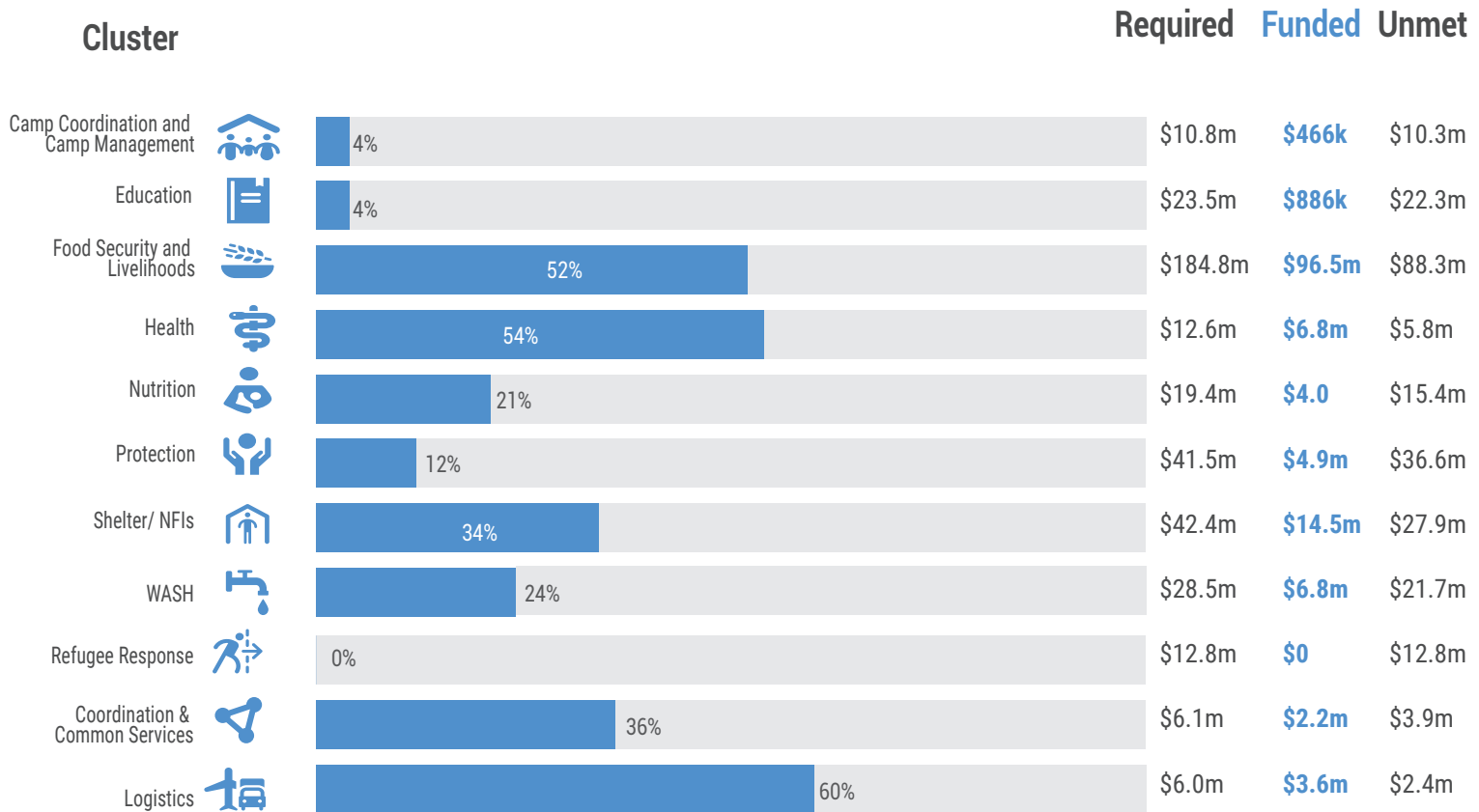
Total Funds Mobilized

53%

Total Funded

\$183.4M

Unmet Funding




* Multi-sectorial funding: \$49.3m

* Not specified funding: \$15.8m

TOP 15 DONORS

\$148.3m \$14.0m \$13.0m \$5.3m \$5.0m \$4.8m \$4.0m \$3.4m \$2.0m \$1.6m \$917k \$543k \$518k \$216k \$216k



7. As recorded on OCHA Financial Tracking Service (<https://fts.unocha.org/countries/152/summary/2022>).