

SITUATION UPDATE

At least 1.5 million people in northern Mozambique needed life-saving and life-sustaining humanitarian assistance and protection in 2022 as a result of the continued impact of armed conflict, violence and insecurity in Cabo Delgado Province.

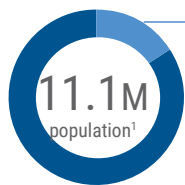
The armed conflict heightened food insecurity and malnutrition, with families forced to abandon their homes and fields; erratic rainfall in some parts of the region compounded crop losses.

In 2022, the humanitarian response in northern Mozambique targeted 1.2 million people in Cabo Delgado, Nampula and Niassa provinces. The 2022 Humanitarian Response Plan (HRP) sought US\$388.5M to deliver life-saving, life-sustaining assistance and protection to 1.2 million people across the three provinces. A total of 48 humanitarian organisations coordinated through the HRP framework to assist people in need.

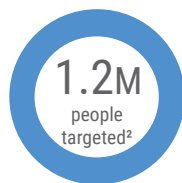
At the end of December, the HRP was 70 per cent funded having received \$270.4 million. Funding imbalances among clusters persisted with three clusters including, Coordination and Common Services, Health and Logistics fully funded while Food Security and Livelihoods, Shelter and non-food items clusters secured above 50 per cent of their requirements.

A total of 1.3 million people were reached with humanitarian assistance throughout the year. Achievements against set targets by the clusters range between 38 per cent (Protection) to 124 per cent (Food Security and Livelihoods). Due to increasing needs and limited funding, in April 2022 the Food Security and Livelihoods cluster halved the food basket to 40 per cent of the recommended minimum daily kilo calories required.

KEY FIGURES



1.5M people in need
14% of population



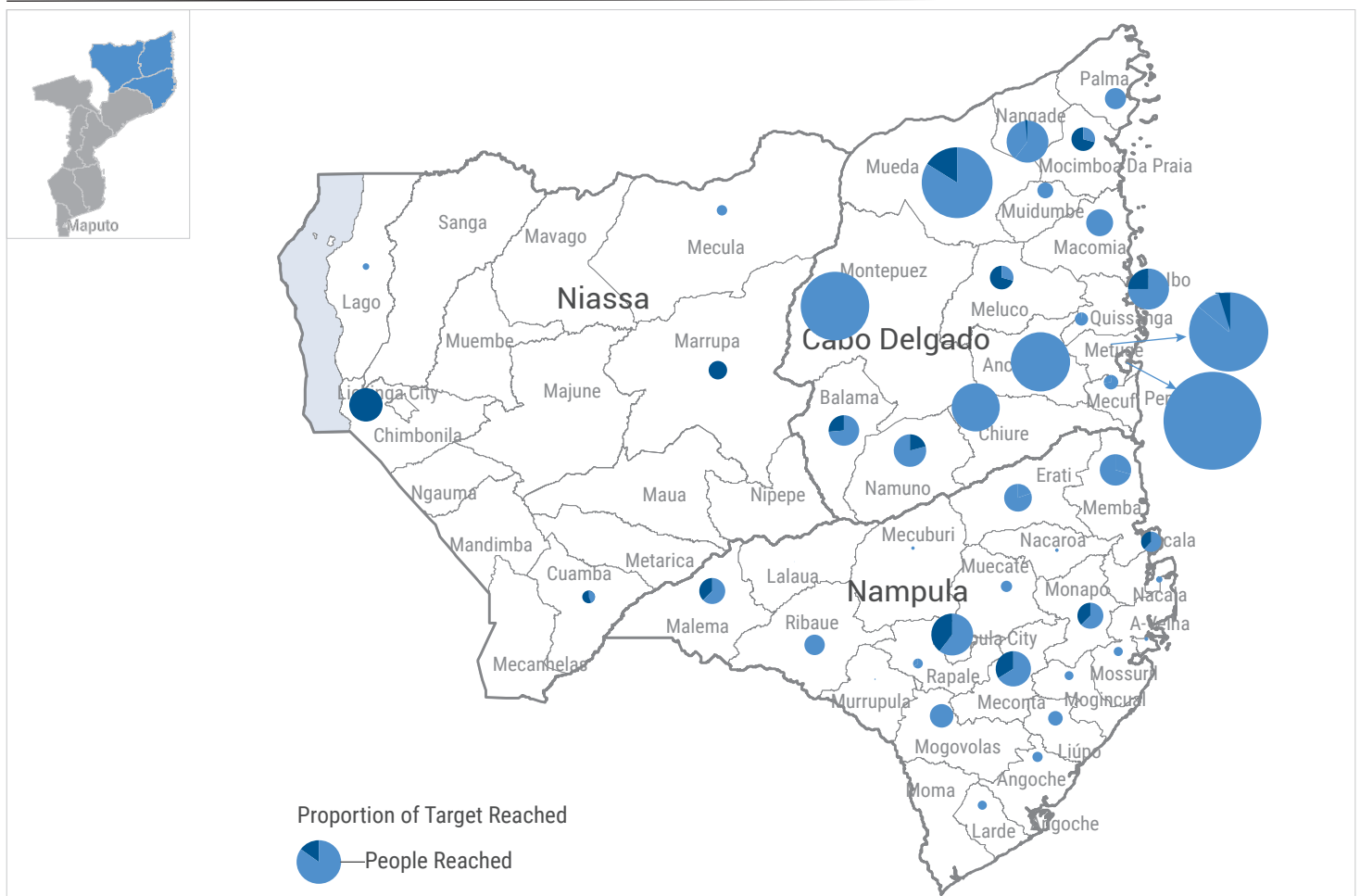
1.3M people reached³
109% of target



- 21 INGOs (44%)
- 18 NNGOs (37%)
- 9 UN (19%)

Number of organizations who have been responding up to December 2022

PEOPLE TARGETED AND REACHED BY DISTRICT BETWEEN JANUARY AND DECEMBER 2022⁴

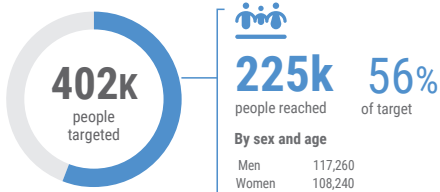


Proportion of Target Reached
● People Reached

RESPONSE OVERVIEW⁵

CCCM

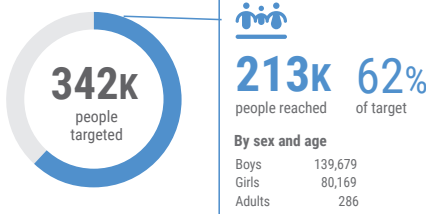
622k people in need



- 190,209 People with access to CCCM services
- 190,209 People with access to site coordination structures
- 170,715 People with access to complaints and feedback mechanisms (including information desks)

EDUCATION

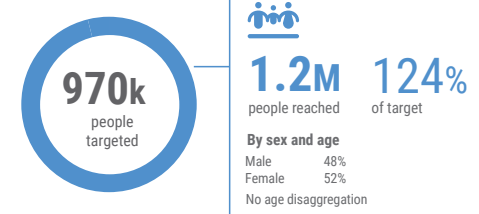
386k people in need



- 213,034 Children reached through accelerated learning
- 286 Teachers trained

FOOD SECURITY & LIVELIHOODS

1.1M people in need

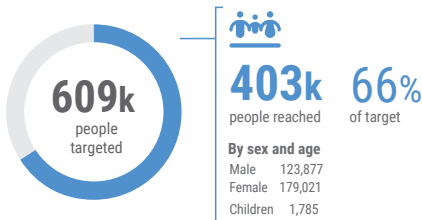


- 1,202,045 People reached with food*
- 220,965 People reached with livelihood assistance

NOTE:*
Due to increasing needs and limited funding, since April, the Food Security and Livelihoods cluster halved the food basket to 40 per cent of the recommended minimum daily caloric needs

HEALTH

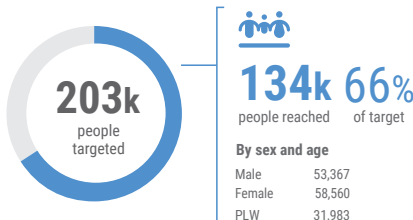
1.3M people in need



- 51,673 Women of Child Bearing Age (WCBA) receiving modern contraceptives
- 37,187 Deliveries assisted by skilled health workers
- 1,367 Survivors of GBV received clinical care for rape
- 1,786 Children six months to 15 years vaccinated against measles
- 248 People trained and deployed in Rapid Response Team
- 181,629 Outpatient consultations
- 111,989 People received assorted emergency medical kits.

NUTRITION

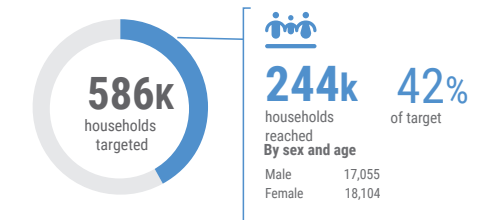
327k people in need



- 96,768 Children under 5 admitted for treatment (SAM and MAM) in the management of acute malnutrition programme
- 30,347 Children under 5 screened for acute malnutrition
- 19,983 Pregnant and Lactating Women (PLW) admitted for treatment (SAM and MAM) in the management of acute malnutrition programme
- 10,114 Pregnant and lactating women screening of acute malnutrition

SHELTER /NFIs

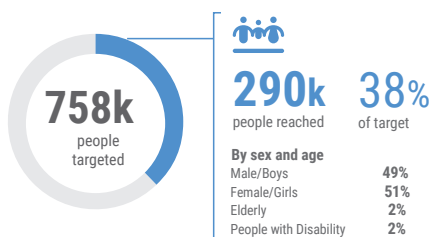
982k people in need



- 185,303 People assisted with basic emergency shelter and NFIs kits
- 11,118 People assisted with NFIs

PROTECTION

1.5M people in need



- 1,685 IDPs accessed services of civil documentation
- 106 functional community based protection mechanisms or structure for child protection
- 6,740 Women and girls provided with psychosocial support at women and girls safe spaces
- 5,516 GBV survivors provided with assistance and support (eg. health care, MHPSS)

GENERAL PROTECTION

118k People reached with protection services

CHILD PROTECTION

155k Children reached

GENDER-BASED VIOLENCE

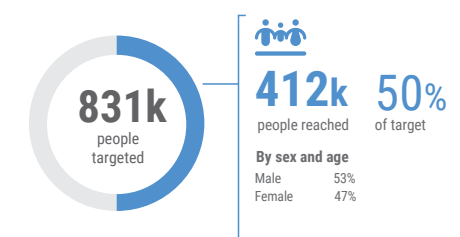
91k People reached

PSEA

17k People reached by PSEA services

WASH

992K people in need



- 221,065 People with access to safe drinking water
- 197,460 People with access to sanitation facilities
- 217,235 People reached with critical WASH supplies
- 409,695 People reached with sanitation and hygiene messages

| 5. Response overview figures for HRP analysed through cluster 5Ws submissions with core cluster specific monitoring indicators highlighted. | 6. Food security targets about 970k people every month to receive food assistance.

2022 HRP FUNDING (as of 31 Deceber)⁷

\$388.5M

HRP requirements

\$270.4M

Total Funds Mobilized

70%

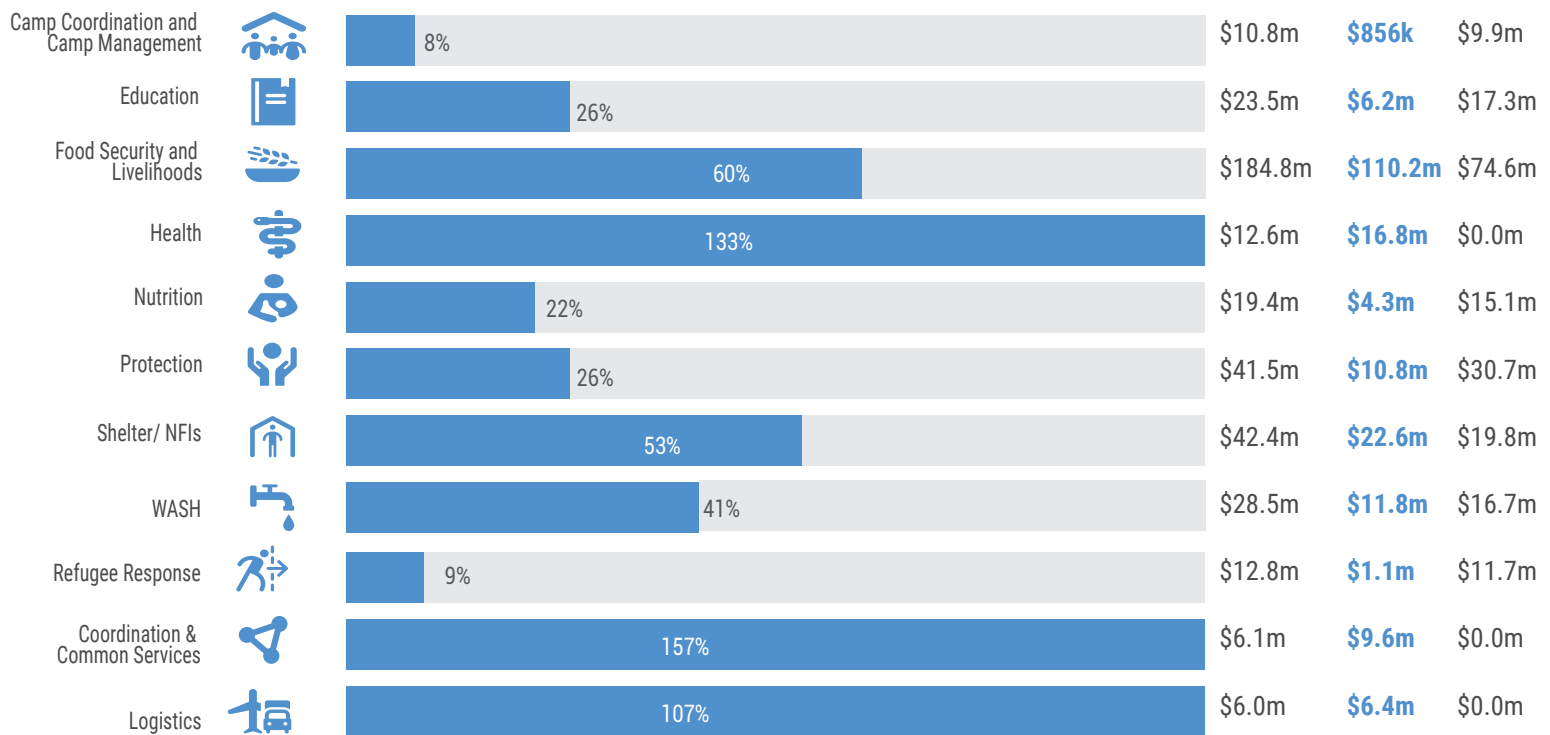
Total Funded

\$118.1M

Unmet Funding

Cluster

Required **Funded** Unmet



* Multi-sectorial funding: \$55.2m

* Not specified funding: \$14.5m

DONORS



7. As recorded on OCHA Financial Tracking Service (<https://fts.unocha.org/countries/152/summary/2022>). CCCM and Education clusters actual funding levels are higher than its reflected on the FTS.